

Ancestry Composition

Your DNA tells the story of who you are and how you're connected to populations around the world. Trace your heritage through the centuries and uncover clues about where your ancestors lived and when.



Don Wheeler **100%**

European **100%**

British & Irish 42.4%

United Kingdom

French & German 39.8%

Scandinavian 1.1%

Ashkenazi Jewish 0.5%

Finnish 0.1%

Eastern European 0.1%

Broadly Northwestern European 13.6%

Broadly European 2.4%

[See all tested populations](#)

Your Ancestry Timeline

How many generations ago was your most recent ancestor for each population?

Generation

1

1930

2

1900

3

1870

4

1840

5

1810

6

1780

7

1750

8

1720

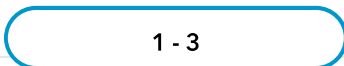
8+

1690

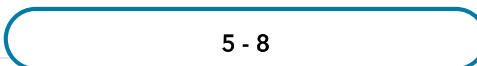
French & German



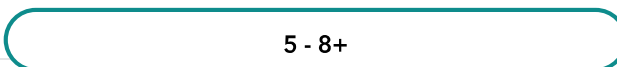
British & Irish



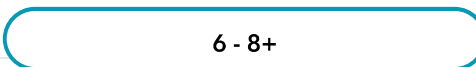
Scandinavian



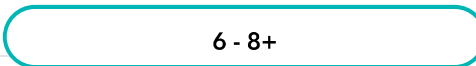
Ashkenazi Jewish



Finnish



Eastern European



How much of each ancestry did you inherit from your parents?

Connect a parent on 23andMe to see what ancestries you inherited from each parent. Or, connect with your children so they can see what you passed down to them. [Learn more](#) about the benefits of connecting.



Order a kit for a family member

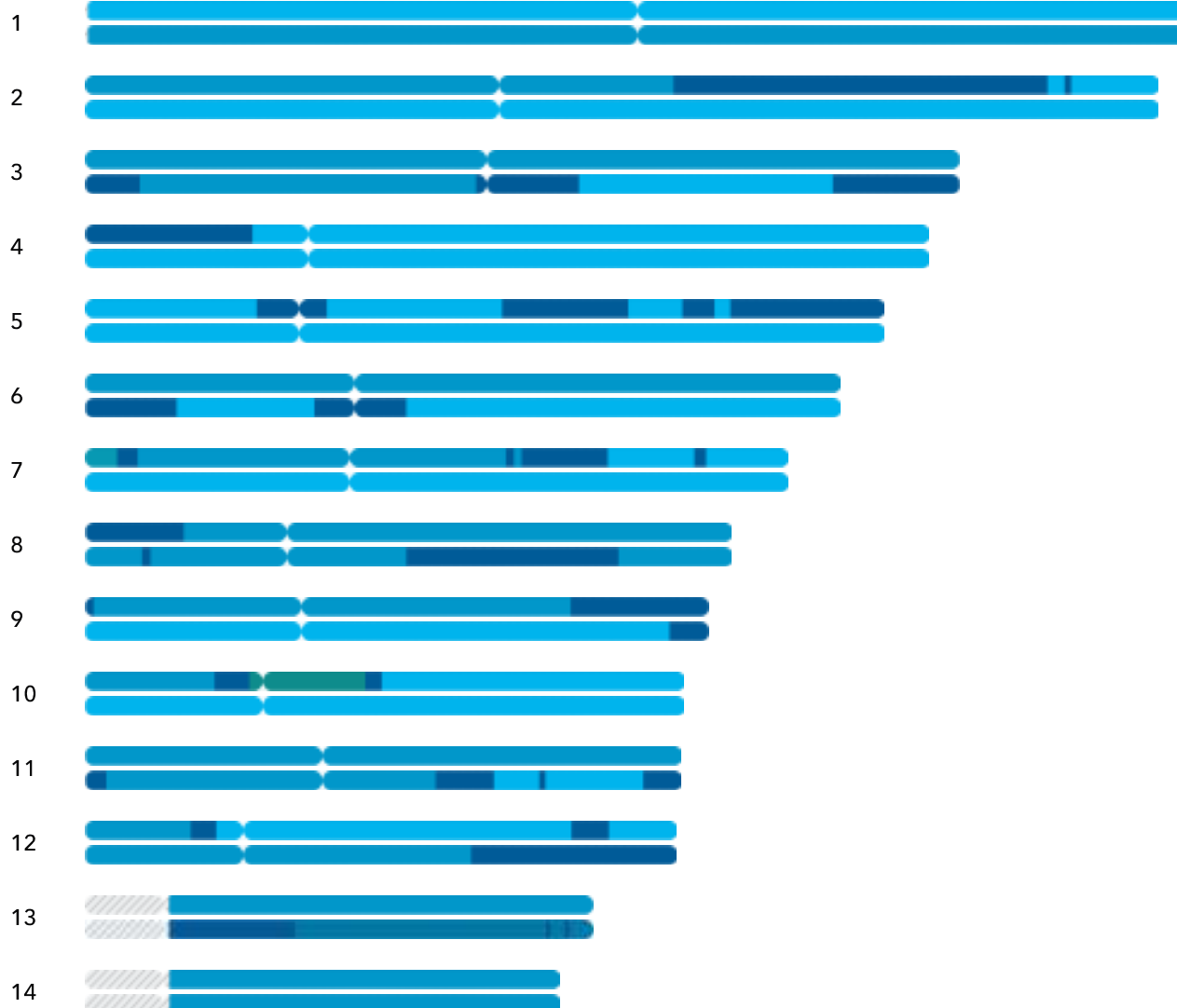
Already have family that uses 23andMe? [Connect with them!](#)

Your Ancestry Composition Chromosome Painting

These are your chromosomes; we've painted them with your Ancestry Composition results. The first 22 are called autosomes and come in pairs of two, each represented by one of the colored horizontal lines in the graphic below. Chromosomes have different lengths, and are named 1 through 22, when sorted by size (scientists are not very creative). Lastly, we also look at ancestry on your X chromosome: two copies like the autosomes if you are female, and only one copy if you're male (that you got from mom).

[Change confidence level](#)

Select an ethnicity







©2018 23andMe, Inc.